

UPS - II


Available for rent from:
Accutech Rentals Ltd.
1-800-667-7368
www.accutechrentals.com



Smart loop calibrator for milliamps

S
P
U

- Sources and reads milliamps
- 24 Volt internal loop power
- Powers and reads 2-wire transmitters
- Reads and simulates dp-transmitters
- Fixed calibration currents
- Auto-stepping for handsfree calibration
- Auto-ramp cycling for endurance tests
- Fixed currents for valve stroking



UPS - II



Specifications

SPECIFICATIONS

Output range 0-21.00 mA	Batteries 4x 1.5V AA Batteries
Input range 0-21.00mA	Loop mismatch Flashes "LOOP"
Accuracy 0.05% of range	Low battery Flashes "LOBAT"
Resolution 10 microamps	Overrange Flashes "EEEE"
Temperature effect 0.0015% /°F	Reversed polarity Flashes "POL"
Internal loop power 24 VDC stabilized	Adaptor line/6 VDC 110V/60Hz
External loop power 56 VDC max.	Housing High impact ABS
Measurement input 12 Ohms including fuse	Size 3" x 5" x 0.83"
Drive capability 900 Ohms	Weight 9oz Including batteries
Operating temperature 15°F to 120°F	
Battery life Sources 12 mA :13 hours Measures :64 hours	

The UPS-II can power (24VDC) and read 2-wire transmitters to perform field calibrations. Output currents are adjustable to a resolution of 10 microamps in both source and transmitter simulation modes.

FIXED STEPS

The calibrator can source or stimulate fixed calibration currents to test or calibrate receivers and to stroke valves. Different current levels are available from the menu.

4-20mA linear	4	-	8	-	12	-	16	-	20mA
0-20mA linear	0	-	5	-	10	-	15	-	20mA
4-20mA sq.rt (flow)	4	-	5	-	8	-	13	-	20mA
0-20mA sq.rt (flow)	0	-	1.25	-	5	-	11.25	-	20mA
4-20mA	3.8	-	4	-	4.2	-	12	-	19 - 20 - 21mA

Output currents can be changed manually or automatically. The time between steps is 10 seconds in the auto-stepping mode. In the valve mode, auto-stepping will be:

3.8 - 4 - 4.2 or 19 - 20 - 21mA

RAMPING

The calibrator can source or simulate with high resolution a continuous up/down cycle between 4 and 20mA or 0 and 20mA. The travel time between limits is 60 seconds.

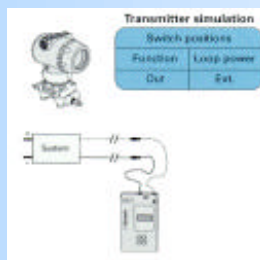

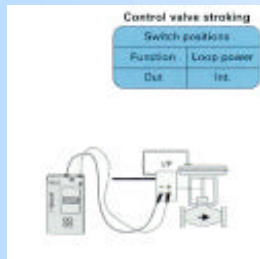
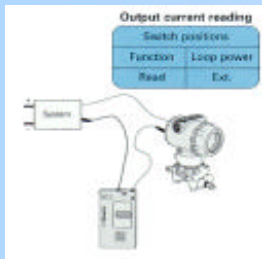
READING IN PERCENTAGE

The calibrator can display readings in percentage of a 4-20mA or 0-20mA span and can also read or simulate dP-transmitters directly in percentage of flow.

ORDERING INFORMATION

Model UPS-II (includes carrying case, set of batteries, instruction guide and spare fuse).

Optional line adaptor:
110V/60Hz Part No. 13602
230V/50Hz available as Part No. 13600



Continuing development sometimes necessitates specification changes without notice.



Druck Incorporated
4 Dunham Drive
New Fairfield, CT 06812
Tel: (203)-746-0400
Fax: (203)-746-2494
E-Mail: usa.sales@druck.com
http:// www.druckinc.com

Representative: